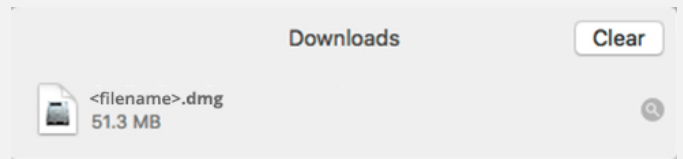


# Stellar Data Recovery Professional for Mac

## Steps to Install

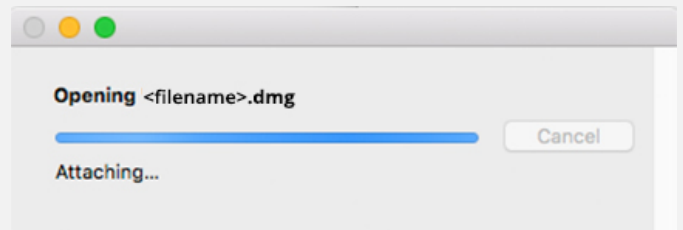
### Step 1

Download Stellar Application to your Mac



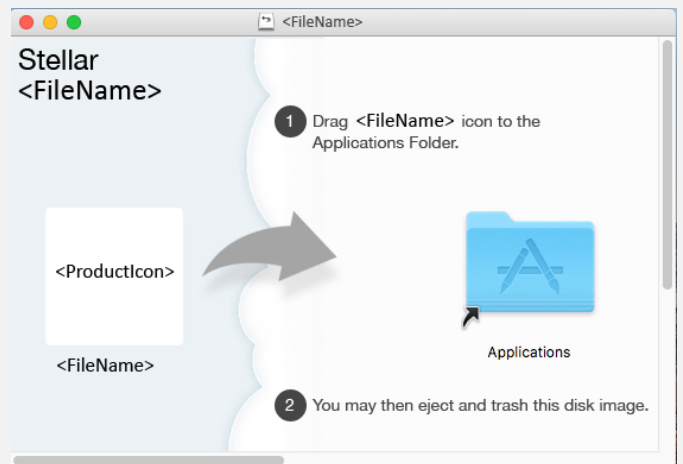
### Step 2

Double Click the .DMG File



### Step 3

Drag the Application to Your Application Folder and Launch



"screen-mac3.jpg"

## System Requirements:

Processor: Intel-compatible (x64, x86)

Operating Systems: macOS Sonoma 14, Ventura 13, Monterey 12, Big Sur 11, Catalina 10.15, 10.14, 10.13, & 10.12