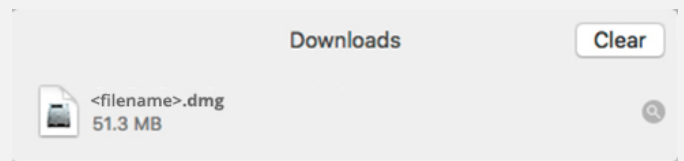


Stellar Photo Recovery for Mac

Steps to Install

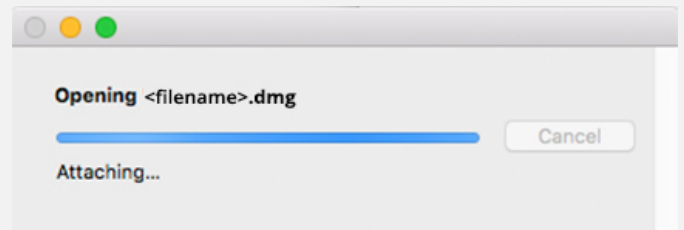
Step 1

Download Stellar Application to your Mac



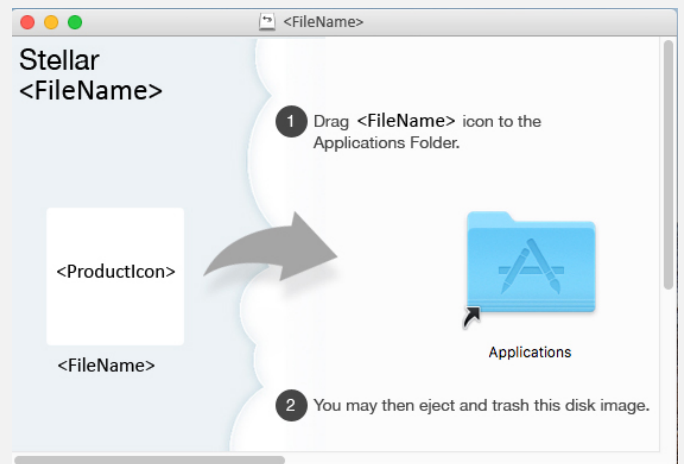
Step 2

Double Click the .DMG File



Step 3

Drag the Application to Your Application Folder and Launch



"screen-mac3.jpg"

System Requirements:

Processor: Intel compatible (x64-based processor)

Operating Systems: macOS Sonoma 14, Ventura 13, Monterey 12, Big Sur 11, Catalina 10.15, 10.14, 10.13, 10.12 & 10.11